


# Coloring Activity: Gratitude Cards

2026



*This Month*

# Instructions for Gratitude Cards:


1. Print the pair of sheets with your chosen design and quote, and color them as you wish.
2. Fold the 2nd sheet along the vertical line so that the greeting is on the right inside panel.
3. Write a personalized message on its inside left panel, then sign your name so your teacher knows who it's from!
4. Fold the cover sheet with the larger graphic so that it's on the outside panel.
5. Slip the signed sheet inside the cover sheet.
6. Once assembled, use a glue stick to adhere the sheets together.

**“What  
sculpture is to  
a block of  
marble,  
education is to  
a human soul.”**

**-Joseph  
Addison**



**Just a note to  
share how  
much I  
appreciate all  
you do for me!**




**“Education  
breeds  
confidence.  
Confidence  
breeds hope.  
Hope breeds  
peace.”**

**-Confucius**




**Just a note to  
share how  
much I  
appreciate all  
you do for me!**




**“The art of  
teaching is the  
art of assisting  
discovery.”**

**-Mark Van  
Doren**




**Just a note to  
share how  
much I  
appreciate all  
you do for me!**



**“Education is  
not the filling of  
a pail, but the  
lighting of a  
fire.”**

**-William Butler  
Yeats**



**Just a note to  
share how  
much I  
appreciate all  
you do for me!**

