


Coloring Activity: Gratitude Cards

2026




This Month

Instructions for Gratitude Cards:


1. Print the pair of sheets with your chosen design and quote, and color them as you wish.
2. Fold the 2nd sheet along the vertical line so that the greeting is on the right inside panel.
3. Write a personalized message on its inside left panel, then sign your name so your teacher knows who it's from!
4. Fold the cover sheet with the larger graphic so that it's on the outside panel.
5. Slip the signed sheet inside the cover sheet.
6. Once assembled, use a glue stick to adhere the sheets together.

**“What
sculpture is to
a block of
marble,
education is to
a human soul.”**

**-Joseph
Addison**



**Just a note to
share how
much I
appreciate all
you do for me!**




**“Education
breeds
confidence.
Confidence
breeds hope.
Hope breeds
peace.”**

-Confucius




**Just a note to
share how
much I
appreciate all
you do for me!**




**“The art of
teaching is the
art of assisting
discovery.”**

**-Mark Van
Doren**




**Just a note to
share how
much I
appreciate all
you do for me!**



**“Education is
not the filling of
a pail, but the
lighting of a
fire.”**

**-William Butler
Yeats**



**Just a note to
share how
much I
appreciate all
you do for me!**

