

Printable Chestnut Sorting Activity

This Month™ - October Math Adventures


Print these pages to create hands-on sorting activities for your classroom or home. Each page contains chestnuts to cut out, sorting bins, and a recording sheet.

- **Page 1:** 15 Good Chestnuts (perfect for roasting)
- **Page 2:** 15 Wormy Chestnuts (with worm holes)
- **Page 3:** Sorting Bins
- **Page 4:** Recording Sheet


Printing Tips: Print on cardstock for durability. Laminate cutouts for repeated use. Cut along the dashed lines.

Print All Pages


Good Chestnuts - Ready for Roasting!




Chestnut #1




Chestnut #2




Chestnut #3




Chestnut #4




Chestnut #5




Chestnut #6




Chestnut #7




Chestnut #8




Chestnut #9




Chestnut #10




Chestnut #11




Chestnut #12



Chestnut #13



Chestnut #14



Chestnut #15

Wormy Chestnuts - Cannot Roast



Wormy #1



Wormy #2



Wormy #3



Wormy #4



Wormy #5



Wormy #6



Wormy #7



Wormy #8



Wormy #9



Wormy #10



Wormy #11



Wormy #12



Wormy #13



Wormy #14



Wormy #15

Sorting Bins

Cut out and place these bins on your workspace. Sort chestnuts into the correct bin!

Good for Roasting

Place chestnuts with NO worm holes here

Wormy Chestnuts

Place chestnuts with black worm holes here

Chestnut Sorting Recording Sheet

Name: _____

Date: _____

How many GOOD chestnuts did you sort? _____

How many WORMY chestnuts did you sort? _____

How many chestnuts in total? _____

Which bin has MORE chestnuts? _____

How many MORE? _____

Draw or write about your sorting experience: